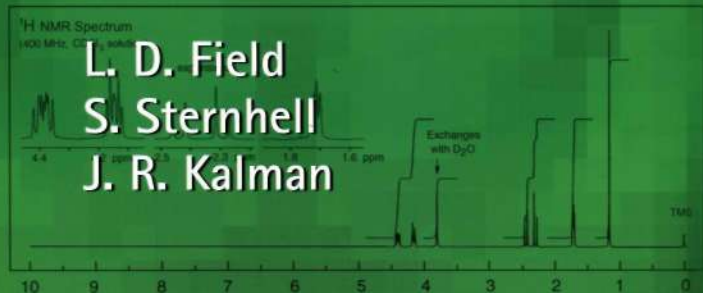
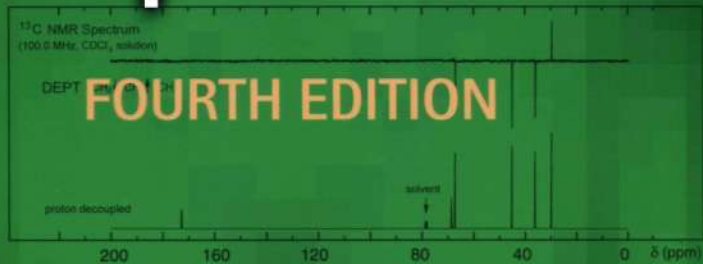
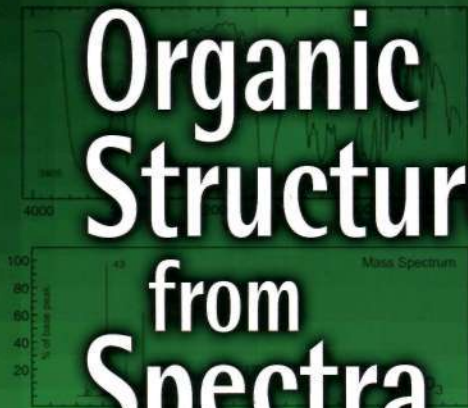


Organic Structures from Spectra



PREFACE	vii
LIST OF TABLES	xi
LIST OF FIGURES	xiii
1 INTRODUCTION	1
1.1 GENERAL PRINCIPLES OF ABSORPTION SPECTROSCOPY	1
1.2 CHROMOPHORES	3
1.3 DEGREE OF UNSATURATION	3
1.4 CONNECTIVITY	4
1.5 SENSITIVITY	5
1.6 PRACTICAL CONSIDERATIONS	5
2 ULTRAVIOLET (UV) SPECTROSCOPY	7
2.1 BASIC INSTRUMENTATION	7
2.2 THE NATURE OF ULTRAVIOLET SPECTROSCOPY	8
2.3 QUANTITATIVE ASPECTS OF ULTRAVIOLET SPECTROSCOPY	8
2.4 CLASSIFICATION OF UV ABSORPTION BANDS	9
2.5 SPECIAL TERMS IN ULTRAVIOLET SPECTROSCOPY	10
2.6 IMPORTANT UV CHROMOPHORES	10
2.7 THE EFFECT OF SOLVENTS	14
3 INFRARED (IR) SPECTROSCOPY	15
3.1 ABSORPTION RANGE AND THE NATURE OF IR ABSORPTION	15
3.2 EXPERIMENTAL ASPECTS OF INFRARED SPECTROSCOPY	16
3.3 GENERAL FEATURES OF INFRARED SPECTRA	16
3.4 IMPORTANT IR CHROMOPHORES	17
4 MASS SPECTROMETRY	21
4.1 IONIZATION PROCESSES	21
4.2 INSTRUMENTATION	23
4.3 MASS SPECTRAL DATA	24
4.4 REPRESENTATION OF FRAGMENTATION PROCESSES	28
4.5 FACTORS GOVERNING FRAGMENTATION PROCESSES	29
4.6 EXAMPLES OF COMMON TYPES OF FRAGMENTATION	29
5 NUCLEAR MAGNETIC RESONANCE (NMR) SPECTROSCOPY	33
5.1 THE PHYSICS OF NUCLEAR SPINS AND NMR INSTRUMENTS	33
5.2 CONTINUOUS WAVE (CW) NMR SPECTROSCOPY	37
5.3 FOURIER-TRANSFORM (FT) NMR SPECTROSCOPY	39
5.4 CHEMICAL SHIFT IN ^1H NMR SPECTROSCOPY	40
5.5 SPIN-SPIN COUPLING IN ^1H NMR SPECTROSCOPY	50
5.6 ANALYSIS OF ^1H NMR SPECTRA	53
5.7 RULES FOR SPECTRAL ANALYSIS	55

6	^{13}C NMR SPECTROSCOPY	65
6.1	COUPLING AND DECOUPLING IN ^{13}C NMR SPECTRA	65
6.2	DETERMINING ^{13}C SIGNAL MULTIPLICITY USING DEPT	67
6.3	SHIELDING AND CHARACTERISTIC CHEMICAL SHIFTS IN ^{13}C NMR SPECTRA	70
7	MISCELLANEOUS TOPICS	75
7.1	DYNAMIC PROCESSES IN NMR - THE NMR TIME-SCALE	75
7.2	THE EFFECT OF CHIRALITY	77
7.3	THE NUCLEAR OVERHAUSER EFFECT (NOE)	79
7.4	TWO DIMENSIONAL NMR	80
7.5	THE NMR SPECTRA OF "OTHER NUCLEI"	84
7.6	SOLVENT - INDUCED SHIFTS	84
8	DETERMINING THE STRUCTURE OF ORGANIC MOLECULES FROM SPECTRA	85
9	PROBLEMS	89
9.1	ORGANIC STRUCTURES FROM SPECTRA	89
9.2	THE ANALYSIS OF MIXTURES	373
9.3	PROBLEMS IN 2-DIMENSIONAL NMR	383
9.4	NMR SPECTRAL ANALYSIS	419
	APPENDIX	444
	INDEX	451